


All County 11th & 12th Grade Viola Requirements 2021

G Major 2 Octave Scale and Arpeggio – Quarter note=152



Eb Major 2 Octave Scale & Arpeggio – Quarter note=152



Excerpt From Holst's "Fantasia" – Dotted Quarter Note=132



*Markings in red are only suggestions - they are not required for the audition and any bowings are subject to change

All County Viola Practice Notes

Double Dashed Dotted quarter notes – These are measured (should fit 6 notes per beat) but the tempo is fast enough that it will come out quasi-tremolo



Tip #1 – stay in the upper half of the bow. It is way easier to control tremolo in the upper half. Use a small amount of bow (no more than an inch) and keep it in the upper half for this entire section.

Tip #2 – add a little “zing”, or accent to the beginning of each note change. This will help will help with clarity and it will help you stay steady – it will be easy to rush this!

Practice this excerpt in three tempos (slow, medium, and tempo) so that you can really hear the bite on every single note. The slow tempo could be **quarter note=60**, medium could be **quarter note=96**, tempo is **quarter note=132**

Subito Extreme Dynamics – Make shocking dynamic changes for and awesome effect!

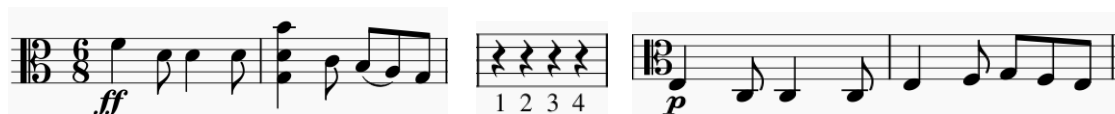
Step 1: Play the last two measures of the old dynamic and stop before the subito dynamic



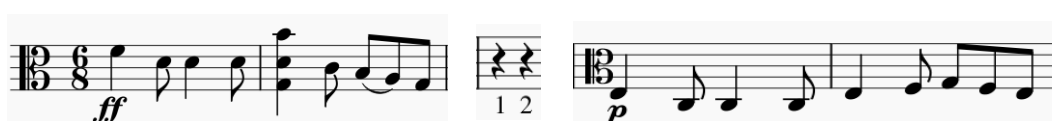
Step 2: Play the first two measures of the new dynamic, try to be as soft as possible



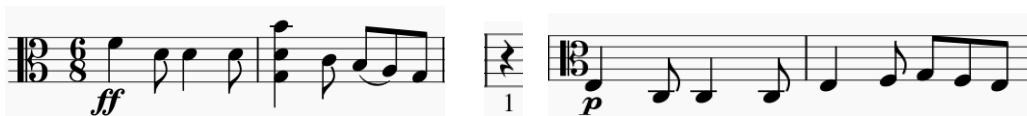
Step 3: Play two measures before the new dynamic, count 4 beats, and play the new dynamic



Step 4: Play two measures before the new dynamic, count 2 beats, and play the new dynamic



Step 5: Play two measures before the new dynamic, count 1 beats, and play the new dynamic



Step 6: Play two measures before the new dynamic and continue, aiming for an extreme change of dynamic.

