

E Major Scale and Arpeggio, 1 Octave Starting On First Finger on the D String

This handout can be paired with the video of the “E major 1 Octave, Starting on First Finger on the D String”

Today’s objectives:

- I can play a one octave E major scale and arpeggio starting on the first finger on the D string.
- I can play G# and D# in tune using a high third finger (↑3).
- I can identify half steps and whole steps in the E major scale.
- I can sing an E major scale using the musical alphabet and the E major key signature.

Use a drone on E to play with since we’re playing an E major scale. I will also turn on a metronome at 60 beats per minute. ♩ = 60

Pro tip today: Check that you’re not squeezing too hard by tapping your left thumb three times.

Let’s play a 1 octave E major scale and arpeggio starting on the first finger on the D string.



♥ **Notes that need a little extra tender, love, and care** ♥ G# and D# because they are “high 3’s.” In the music we write a reminder for this as ↑3.

A “high 3” is when your third finger is next to your fourth. It is called “high” 3 because the closer your finger is to your nose, the higher the pitch.

High 3 😊 This is what we want for G# and D#

This is not G# or D#.

G# on the D string is a ↑3.

D# on the A string is a ↑3.



Let’s play our 1 octave E major scale and arpeggio again looking out for the ↑3’s.

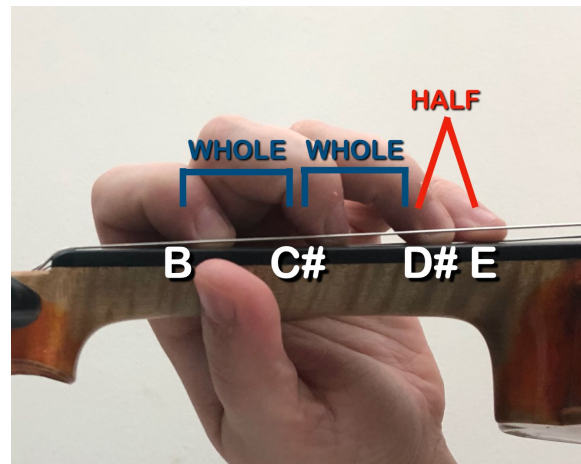
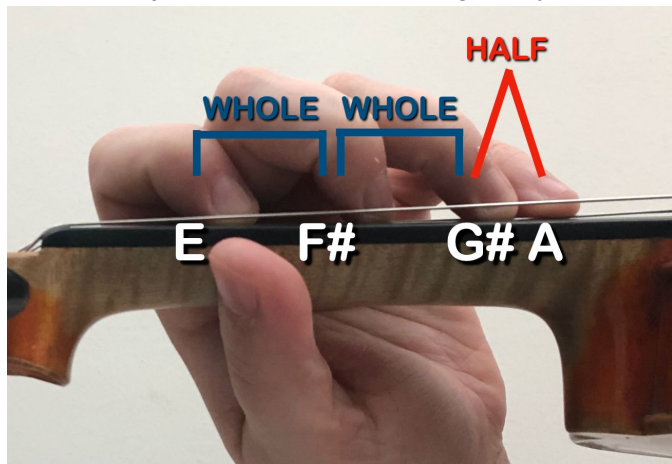
Pro tip today: Check that you’re not squeezing too hard by tapping your left thumb three times.

All scales are made up of half steps and whole steps.

Half steps are when the notes are **right next to each other**.

One **whole step** equals two half steps..

In the E major scale we are learning today:

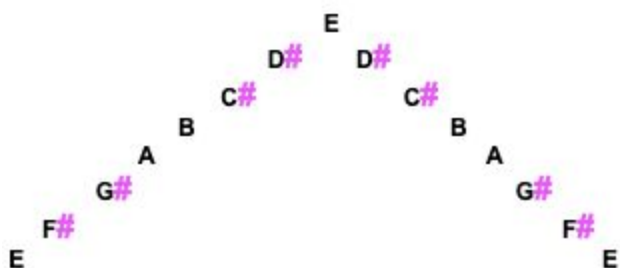


Before we build our E major scale let's check out our key signature first. The # falls on the F, C, G, and D lines, that means our sharps are **F# C# G#** and **D#**

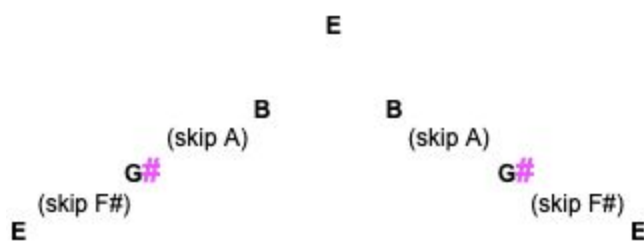


Let's add our **F# C# G#** and **D#** to our notes names and sing the E major scale and arpeggio.

E Major Scale, 1 octave



E Major Arpeggio, 1 octave



Let's sing our 1 octave E major scale and arpeggio.

Let's play a 1 octave E major scale and arpeggio starting on the first finger on the D string.

Pro tip today: Check that you're not squeezing too hard by tapping your left thumb three times.