

Bowing Sight Reading 101

Kaitlin Springer
TFO Teaching Artist
2018

1 Practice all difficult bowings by airbowing.

2 Notes under a slur share the same bowing.

Violin I

Violin II

Viola

Violoncello

Contrabass

3 Use bow speed to get to the tip on the quarter notes, use a slow bow to save bow on the slurred notes.

4 Dotted half notes are worth 3 full beats, Count to three before changing notes

9

Violin I

Violin II

Viola

Violoncello

Cb.

17 **5** Subdivide this passage by the 8th notes (1&2&3&4&)

6

7

Subdivide this passage by the 8th notes (1&2&3&4&)

Subdivide this passage by the 8th notes (1&2&3&4&)

Subdivide this passage by the 8th notes (1&2&3&4&)

Subdivide this passage by the 8th notes (1&2&3&4&)

Cb.

27 **8** Use whole bow on the dotted quarter,
small bows on the 16ths,

Cb.

1

Practice all difficult bowings by airbowing.

2

Notes under a slur share the same bowing.

3

Use bow speed to get to the tip on the quarter notes, use a slow bow to save bow on the slurred notes.

4

Dotted half notes are worth 3 full beats, Count to three before changing notes

5

Subdivide this passage by the 8th notes (1&2&3&4&)


6

7

8

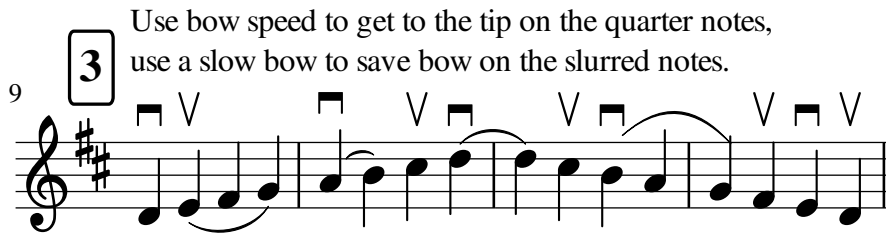
Use whole bow on the dotted quarter, small bows on the 16ths,

1 Practice all difficult bowings by airbowing.

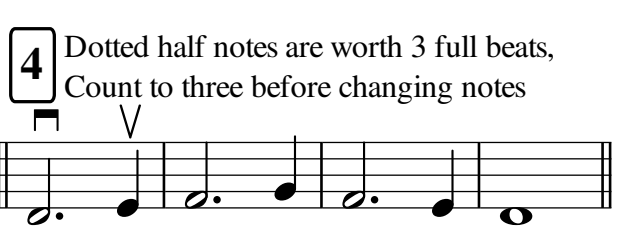
2 

Notes under a slur share the same bowing.

Use bow speed to get to the tip on the quarter notes, use a slow bow to save bow on the slurred notes.


3 


4 Dotted half notes are worth 3 full beats, Count to three before changing notes




1 (2 3) 4


5 Subdivide this passage by the 8th notes (1&2&3&4&)

6 




7 

8 Use whole bow on the dotted quarter, small bows on the 16ths,



1 Practice all difficult bowings by airbowing.


2



Notes under a slur share the same bowing.

3

4 Dotted half notes are worth 3 full beats,
Count to three before changing notes



Use bow speed to get to the tip on the quarter notes,
use a slow bow to save bow on the slurred notes.

1 (2 3) 4

5 Subdivide this passage by the 8th notes (1&2&3&4&)


6



7



8



Use whole bow on the dotted quarter,
small bows on the 16ths,

1 Practice all difficult bowings by airbowing.

Notes under a slur share the same bowing.

2

3 Use bow speed to get to the tip on the quarter notes, use a slow bow to save bow on the slurred notes.

4 Dotted half notes are worth 3 full beats, Count to three before changing notes

1 (2 3) 4

5 Subdivide this passage by the 8th notes (1&2&3&4&)

6

8 Use whole bow on the dotted quarter, small bows on the 16ths,

1 Practice all difficult bowings by airbowing.

2