

A Major Scale, 1 Octave, Starting On Open A

This handout can be paired with the video of the A major one octave scale played on violin.

Today's objectives:

- I can play a one octave A major scale and arpeggio starting on the open A.
- I can play C# and G# in tune using a high second finger (↑2).
- I can sing the note names for an A major one octave scale and arpeggio.

Use a drone on A to play with since we're playing an A major scale. I will also turn on a metronome at 60 beats per minute. We will be playing half notes, so you will hear two clicks per note.

Let's play an A major scale and arpeggio starting on the open A.

Pro tip for today: Let's keep our instrument parallel to the ground.




♥ Notes that need a little extra tender, love, and care ♥ C# and G# because they are “high 2’s.” In the music we write this as ↑2.

A “high 2” is when your second finger is next to your third finger. It is called “high” 2 because the closer your finger is to your nose, the higher the pitch.

Correct high 2 😊

Incorrect high 2 😞

C# is a high 2 on the A string.

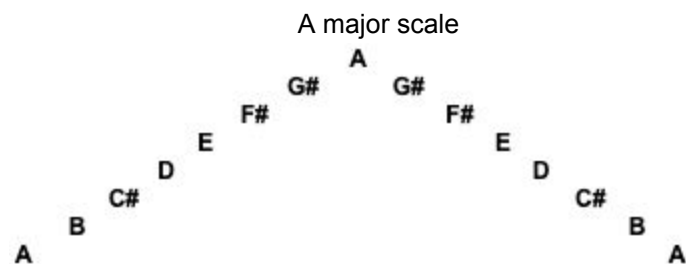


G# is a high 2 on the E string.




Let's play your A major scale and arpeggio again making sure our 2nd and 3rd fingers are holding tight to each other!

What are the note names for an A major scale and arpeggio: A major scale starts on A



A major arpeggio



Let's sing an A major scale and arpeggio together using note names.

Let's play an A major scale and arpeggio a third and final time. **Pro tip for today:** Let's keep our instrument parallel to the ground.